

## Income and expenditures of osteopathic medical colleges

CHRISTINE RAYMAN, MS

Assistant Director, Division of Predoctoral Education, AOA Department of Education

*The information presented herein is based on data from the AACOM/AOA Annual Osteopathic Medical School Questionnaire for the 1996–1997 academic year and FY 1996 as well as the 1997 AACOM Annual Statistical Report.*

### Revenues

During fiscal year (FY)1996, the 17 COMs reported a total revenue of \$481.6 million, a 13% increase over FY 1995 (\$424.9 million).

As in the past, tuition contributes substantially to total revenues: \$207 million in tuition and fees were reported by the COMs in FY 1996 (Table).

Combined revenue from medical practice plans, hospitals, and clinics contributed nearly \$119.6 million in FY 1996, an increase of \$46.4 million from FY 1995 (\$73.2 million).

### Government funding

State government funding continues to play an important role in the fiscal health of osteopathic medical education. Since FY 1990, state appropriations have totaled more than \$430 million. In FY 1996 state appropriations rose to \$96.8 million, up from \$91.1 million in FY 1995.

Federal awards in the form of grants and contracts increased for the first time in three years: up \$3.6 million in FY 1996 to \$21.8 million (from \$18.2 million in FY 1995).

The average 4-year amount of general scholarship funding received by students during the academic year 1996–1997 increased to \$26.3 million. Loan dollar amounts for academic year 1996–1997

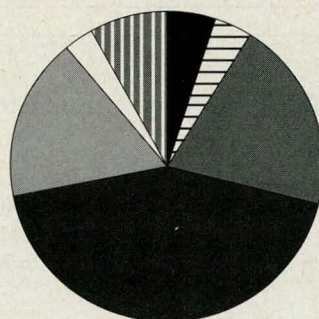
totaled \$209.7 million, up from \$189.6 million in academic year 1995–1996.

The Armed Forces continues to be a generous benefactor, awarding \$11.6 million in scholarship monies in academic year 1996–1997.

### Expenditures

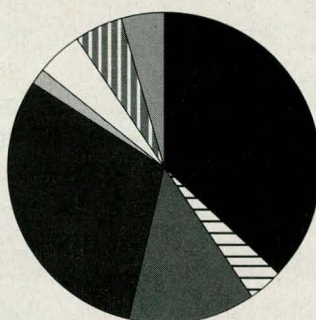
Total expenditures in FY 1996 amounted to approximately \$431.7 million. Instruction continues to account for the largest portion of expenditures. In FY 1996, total expenditures for instruction were approximately \$160 million, or approximately 37% of all expenditures (Figure).

**Income FY 1996**



- Federal grants and contracts 5.0% (includes Indirect cost recoveries)
- ▨ Other grants and contracts 4.0%
- State and local appropriations 20.0%
- Tuition and fees 43.0%
- Medical practice plans 17.0%
- Gifts and endowments 3.0%
- ▨ Hospitals 8.0%

**Expenditures FY 1996**



- Instruction 36.97%
- ▨ Research 3.71%
- Service 13.13%
- Program support 30.48%
- Scholarships, fellowships, housestaff and other functions 1.77%
- Operations and plant maintenance 4.77%
- ▨ Fund transfers 4.92%
- Other 4.25%



**Table  
Colleges of Osteopathic  
Medicine Tuition**

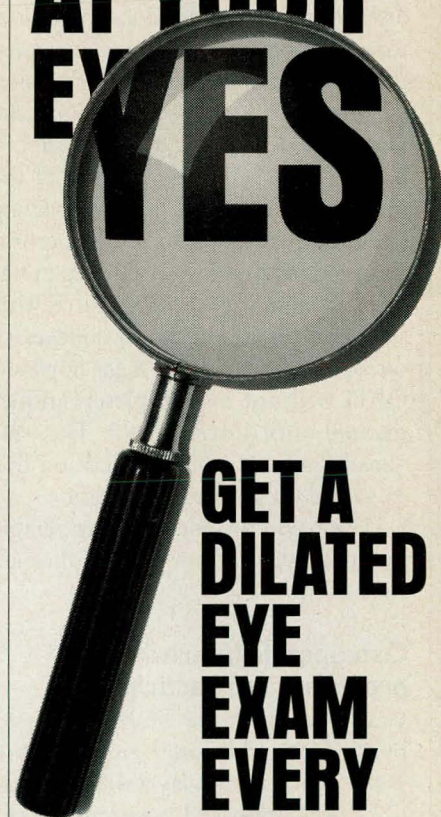
College	Tuition 1996-1997
AZCOM	\$20,800
CCOM	18,411 22,374*
KCOM	21,900
LECOM	19,900
MSU-COM	14,985 31,791*
NSU-COM	16,750 21,150*
NYCOM	20,000
OSU-COM	7,550 18,660*
OUCOM	9,993 14,232*
PCOM	21,000
PCSOM	22,000
SFCOM	22,000
UHS-COM	22,200
UMDNJ-SOM	13,295 17,445*
UNECOM	21,150
UNTHSC	6,550 19,650*
UOMHS/COMS	20,700
Western U/COMP	20,185
WVSOM†	9,300 25,004*

\*Nonresident students. Where no distinction is made, residents and nonresidents pay the same.

## Armed Forces Health Professions Scholarship Program

The Armed Forces continues to be an important financial source for osteopathic medical students. Students interested in the Armed Forces Health Professions Scholarship Program may contact the US Army at 800-872-2769; the US Navy at 800-327-6289; and the US Air Force at 800-423-8723 to obtain the local phone number for information on the scholarship program. Information on these and other scholarships and grants is also included in the *1997 AOA Yearbook and Directory of Osteopathic Physicians*. The office of student financial assistance at each COM can provide further information as well.

# IF YOU HAVE DIABETES, TAKE A CLOSER LOOK AT YOUR EYES



## GET A DILATED EYE EXAM EVERY YEAR.



Write:  
2020 Vision Place  
Bethesda, MD  
20892-3655