

**INTERNATIONAL UNION OF
PURE AND APPLIED CHEMISTRY
AND
INTERNATIONAL UNION OF BIOCHEMISTRY**

**DEFINITIVE RULES FOR
NOMENCLATURE OF STEROIDS**

*Issued by the
IUPAC Commission on the Nomenclature of Organic Chemistry*

and

IUPAC-IUB Commission on Biochemical Nomenclature

1971

**LONDON
BUTTERWORTHS**

DEFINITIVE RULES FOR NOMENCLATURE OF STEROIDS†

CONTENTS

Rule		Page
	Introduction	285
2S-1	General	287
2S-2	Fundamental carbocycles	291
2S-3	Pentacyclic and hexacyclic modifications	296
2S-4	Derivatives	303
2S-5	Stereochemical modifications	306
2S-6	Shortening of sidechains and elimination of methyl groups	310
2S-7	Ring contraction or expansion	311
2S-8	Ring fission	314
2S-9	Modification by bond migration (<i>abeo</i> system)	314
2S-10	Heterocyclic modifications	316
2S-11	Steroid alkaloids	316
	Appendix: Guidelines for steroids containing additional rings	318

INTRODUCTION

The rules for steroid nomenclature originate from a discussion held at the Ciba Foundation in London, England, in 1950 between the representatives of many schools. These were published in *Chem. & Ind., London*, (1951) pp SN 1-11, and also in French and German. They were subsequently taken over by the International Union of Pure and Applied Chemistry and published in an official form in the *Comptes Rendus* of the Zürich meeting in 1952

† These Rules shall be known as the IUPAC-IUB 1971 Definitive Rules for Steroid Nomenclature.

These Rules are issued by the IUPAC Commission on the Nomenclature of Organic Chemistry and by the IUPAC-IUB Commission on Biochemical Nomenclature.

Those who have served on the Commission on the Nomenclature of Organic Chemistry for varying periods during 1967-71 are the following. Present members are shown by an asterisk*. P. E. VERKADE (Chairman to 1971), N. LOZAC'H* (Chairman from 1971), K. BLÁHA*, L. C. CROSS*, G. M. DYSON, S. P. KLESNEY*, W. KLYNE*, K. L. LOENING*, H. S. NUTTING, J. RIGAUDY*, S. VEIBEL*. Associate members: R. S. CAHN, H. GRÜNEWALD*, K. HIRAYAMA*. Observer: K. A. JENSEN*.

Those who have served on the Commission on Biochemical Nomenclature for varying periods during 1967-71 are the following. Present members are shown by an asterisk*. O. HOFFMANN-OSTENHOF* (Chairman), A. E. BRAUNSTEIN*, W. E. COHN*, J. S. FRUTON, B. HORECKER*, P. KARLSON*, B. KEIL*, W. KLYNE*, C. LIÉBECQ*, E. C. SLATER, E. C. WEBB*, W. J. WHELAN*. Observer: S. VEIBEL*.

Comments on and suggestions for future revisions of these Rules should be sent to: Professor N. LOZAC'H, Ecole nationale supérieure de Chimie, 5 Avenue d'Edimbourg, F-14 Caen, France, or Professor O. HOFFMANN-OSTENHOF, Lehrkanzel für Biochemie der Universität Wien, Währingerstrasse 38, 1090 Vienna, Austria, or to any present member of the Commissions named above.

[also *IUPAC 1957 Rules for Nomenclature of Steroids*, Butterworths: London (1958); 2nd ed. 1966, pp 71–82; and numerous reprints and translations, including *J. Am. Chem. Soc.* **82**, 5577 (1960)].

In 1960 a group of specialists under the chairmanship of Professor T. Reichstein, including representatives of the IUPAC Commissions on the Nomenclature of Organic Chemistry and of Biochemical Nomenclature, met in Basle, Switzerland, for discussions of amendments and additions to the Rules. Agreement was not reached on all the points discussed, and the results of this meeting were therefore published in discussion form in the *IUPAC Information Bulletin*, No. 11. They have generally been referred to as the 'Basle Proposals'.

Since then, many points in the Basle Proposals have become almost universally accepted in the literature. In 1965 the two International Commissions concerned, namely, the IUPAC Commission on the Nomenclature of Organic Chemistry and the Commission on Biochemical Nomenclature (now jointly responsible to IUPAC and IUB), decided that the time had come for as many as possible of the Basle Proposals to be formulated as rules. Accordingly Tentative Rules were formulated and published in *Biochim. Biophys. Acta*, **164**, 453–486 (1968), in *IUPAC Information Bulletin*, No. 33 (1968), and elsewhere. These Rules have subsequently been studied by the two Commissions and amended on a number of (mostly minor) points.

The Definitive Rules include: all the original Rules, mostly renumbered (with additions and amendments arising from the Basle Proposals or from current practice in the literature); and most of the Basle Proposals, namely, those that have been generally accepted. Further, adoption of the sequence-rule procedure* for general stereochemical descriptions in much of the chemical literature has permitted its introduction now also for some sections of steroid nomenclature that were previously in dispute or intractable.

GENERAL APPLICATION

Although these Rules are called 'Rules for Nomenclature of Steroids', many of the principles therein have become universally accepted also in diterpene and triterpene chemistry; also to some extent for sesquiterpenes and for several groups of alkaloids. It is suggested that the same principles may be applied to a number of other specialized groups of natural products, perhaps without the need for further official rules, so long as the basic ideas are followed. These principles include: (i) clear definition of stem names and the stereochemistry implied in them; (ii) systematic application of the rules of general organic chemical nomenclature, with modifications where special considerations make this necessary; (iii) application of the methods of skeletal modification given in these Rules, viz. the use of homo and nor for, respectively, stepwise expansion and contraction of ring systems; the use of seco for reductive fission of ring systems; and the use of *abeo* for formal bond

* R. S. Cahn, C. K. Ingold and V. Prelog, *Angew. Chem. Intern. Ed.* **5**, 385 (1966) (in English); *Angew. Chem.* **78**, 413 (1966) (in German); for a partial simplified account see R. S. Cahn, *J. Chem. Educ.* **41**, 116 (1964). See also 'IUPAC 1968 Tentative Rules for the Nomenclature of Organic Chemistry, Sections E, Fundamental Stereochemistry', *IUPAC Information Bulletin*, No. 35, 71–80 (1969).

NOMENCLATURE OF STEROIDS

migrations (this flexible concept was first proposed by Professor D. H. R. Barton at an informal meeting of terpene chemists convened by the Chemical Society in London, England).

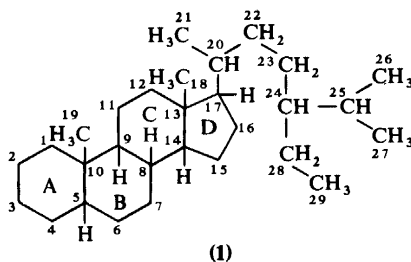
RULES

Rules are numbered **2S-1**, **2S-2**, **2S-3**, etc., the first '2' denoting that this is the second or revised set of rules. The numbers of the corresponding previous rules, where they exist, are included for comparison.

GENERAL

Rule 2S-1 (expanded from Rules S-1 and S-2)

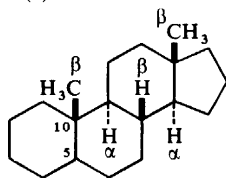
1.1. Steroids are numbered and rings are lettered as in Formula (1). If one of the two methyl groups attached to C-25 is substituted it is assigned the lower



number (26); if both are substituted, that carrying the substituent cited first in the alphabetical order is assigned the lower number [cf. IUPAC Rule* C-15.11(e)]. For trimethyl steroids see Rule 2S-2.3, Note c.

1.2. If one or more of the carbon atoms shown in (1) is not present and a steroid name is used, the numbering of the remainder is undisturbed.

1.3. For a steroid the name, including stereochemical affixes, and its structural formula (see Rule 2S-1.4), denote the absolute configuration at each asymmetric centre (see also Rule 2S-1.5). When the configuration at one or more centres is not known, this is indicated by Greek letter(s) ξ (xi) prefixed by the appropriate numeral(s).

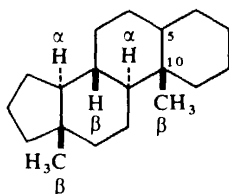


* IUPAC Nomenclature of Organic Chemistry, Section A, B and C, 1971, Butterworths: London.

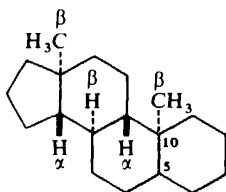
NOMENCLATURE OF STEROIDS

1.4. When the rings of a steroid are denoted as projections on to the plane of the paper, the formula is normally to be oriented as in (2). An atom or group attached to a ring depicted as in the orientation (2) is termed α (alpha) if it lies below the plane of the paper or β (beta) if it lies above the plane of the paper. In formulae, bonds to atoms or groups lying below the plane of the paper are shown as broken (-----) lines, and bonds to atoms or groups lying above the plane of the paper are shown as solid lines preferably thickened (————). Bonds to atoms or groups whose configuration is not known are denoted by wavy lines (~~~~~).

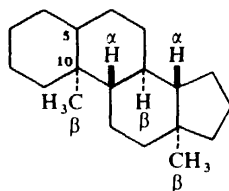
Notes: (1) Projections of steroid formulae should not be oriented as in Formula (3), (4) or (5) unless circumstances make it obligatory.



(3)



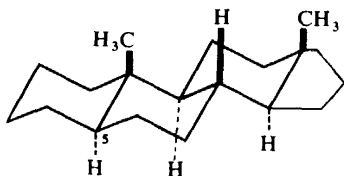
(4)



(5)

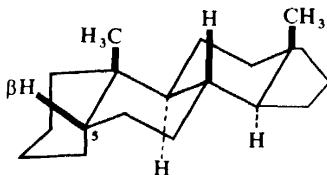
(2) With the preferred orientation (2), and with (3), α bonds appear as broken lines and β bonds as solid (thickened) lines. The reverse is true for (4) and (5). Wavy lines denote ξ bonds for all orientations of the formula.

(3) A perspective representation of the stereochemistry of Formula (2) as in (2a) or (2b) may also be used.



(2a)

A 5α -steroid



(2b)

A 5β -steroid

(For the significance of the prefixes 5α - and 5β -, see Rule 2S-1.5.)

NOMENCLATURE OF STEROIDS

When steroid formulae are drawn in this way, bonds pointing upwards are, by convention, drawn bold and bonds pointing downwards are drawn broken; these representations correspond to the β and α bonds of projection formulae such as (2) and do not conform to the general practice that bold and broken lines denote bonds projecting, respectively, above and below the plane of the paper. Note, however, that the general practice is followed with chair and boat forms of spirostans (see Rule **2S-3.3**).

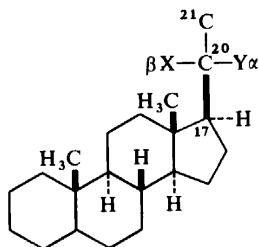
(4) All hydrogen atoms and methyl groups attached at ring-junction positions must always be inserted as H and CH₃, respectively (Me may be used in place of CH₃ if editorial conventions require it). The practice, sometimes followed, of denoting methyl groups by bonds without lettering is liable to cause confusion and should be abandoned. This is essential in view of customs in other fields and applies also to other groups of compounds such as cyclic terpenes and alkaloids for which steroid conventions are commonly used.

1.5. Unless implied or stated to the contrary (see Rules **2S-3**, **2S-4.3**, **2S-5**, and **2S-11**), use of a steroid name implies that atoms or groups attached at the ring-junction positions 8, 9, 10, 13 and 14 are oriented as shown in Formula (2) (i.e. 8 β , 9 α , 10 β , 13 β , 14 α), and a carbon chain attached at position 17 is assumed to be β -oriented (see Notes below). The configuration of hydrogen (or a substituent) at the ring-junction position 5 is always to be designated by adding α , β or ξ after the numeral 5, this numeral and letter being placed immediately before the stem name. The configuration of substituents attached at other centres of asymmetry in the tetracyclic system A–D is stated by adding α , β or ξ after the respective numerals denoting their position.

Notes: For the purpose of this Rule a carboxyl group at position 17 is not considered to constitute a carbon 'chain' (for the nomenclature used see Rule **2S-4.3**). For pentacyclic and hexacyclic derivatives see Rule **2S-3**, and for stereochemical modifications see Rule **2S-5**.

If two carbon chains are attached at position 17, see notes (d) and (e) to Rule **2S-2.3**'.

1.6. When the configuration at position 20 in the sidechain of a pregnane derivative* is as depicted in the projection formula (6) (i.e. a Fischer projection but with the highest number at the top), substituents shown to the right of C-20 are termed α and those to the left are termed β .

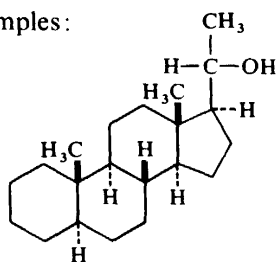


(6)

* For the name 'pregnane' see Rule **2S-2.3**.

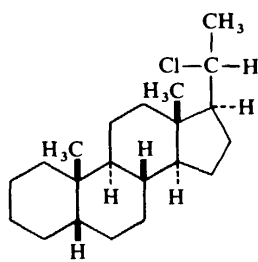
NOMENCLATURE OF STEROIDS

Examples:



(7)

5α-Pregnan-20α-ol*

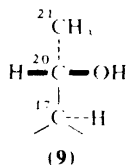


(8)

20β-Chloro-5β-pregnane*

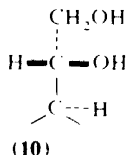
Notes: (1) The 20α/20β-nomenclature is continued because of long tradition. When a longer sidechain is present at C-17 the sequence-rule procedure (for references, see footnote on p 286) is more generally convenient (see Rule 2S-1.7) and it may also be used to designate stereochemistry at C-20 in pregnanes, being particularly useful for 20-substituents that may cyclize with a substituent at another position (e.g. carboxylic acids as in Example (12)). For 20-hydroxy-, 20-alkoxy-, 20-acyloxy-, 20-amino- and 20-halogeno-derivatives of pregnane without a substituent on C-17 or C-21, 20α- is equivalent to (20S)-, and 20β- to (20R)-; however, these equivalences are sometimes reversed when additional substituents are present, e.g. on C-17 or C-21, and in such cases the references in the footnote, p 286 should be consulted.

(2) When stereochemistry at C-20 is denoted by a Fischer-type projection, as in (6)–(11) or for cardenolides as (37) or bufanolides as (43), the 17,20-bond is preferably denoted by an ordinary line: the stereochemistry at C-17 is then



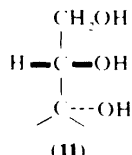
20α-ol (20S)

but

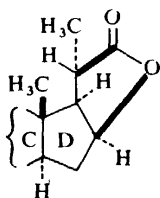


20α,21-diol (20R)

although

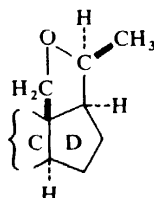


17,20α,21-triol (20S)



(12)

(20S)-16β-Hydroxypregnane-
20-carboxylic acid lactone (= 20α)



(13)

(20S)-18,20-Epoxypregnane
(≡ 20α)

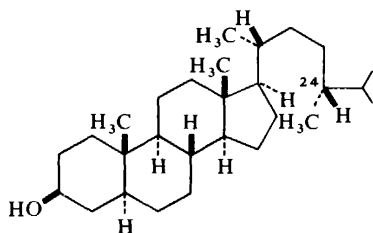
* For the name 'pregnane' see Rule 2S-2.3.

NOMENCLATURE OF STEROIDS

adequately denoted by a thick or a broken bond to the H or to the other substituent (e.g. OH) at position 17. In such formulae, representing the 17,20-bond by a thick or a broken line cannot be correct for both C-17 and C-20; this has, however, frequently been done, then involving the additional convention that the way in which this bond is written is neglected when considering the stereochemistry at C-20.

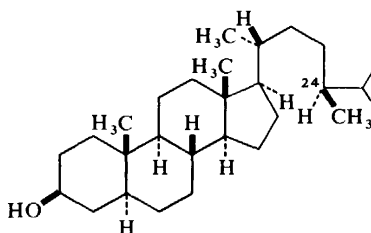
1.7. The stereochemistry at C-20 and other positions in steroid sidechains longer than ethyl is described by the sequence-rule procedure (for references, see footnote on p 286).

Examples:



(14)

(24*R*)-24-Methyl-5α-cholestan-3β-ol*
(formerly 24α-methyl)
(trivial name: campestanol)



(15)

(24*S*)-24-Methyl-5α-cholestan-3β-ol*
(formerly 24β-methyl)
(trivial name: ergostanol)

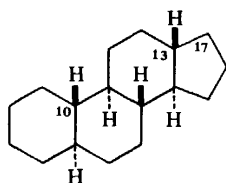
Notes: (1) The sequence-rule procedure is also used when the sidechain is cyclized (see Rules 2S-3.3 and 2S-3.4).

(2) The backbone of a 17-side chain is best denoted as in the plane of the paper (lines of ordinary thickness), the 17,20-bond being similarly denoted. Except for pregnane derivatives, stereochemistry due to substituents on the chain is then indicated by the customary thick or broken lines denoting bonds that project, respectively, above and below the plane of the paper.

FUNDAMENTAL CARBOCYCLES

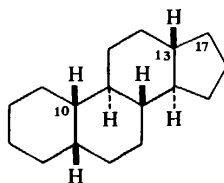
Rule 2S-2 (expanded from Rules S-3.1 to S-3.5)

2.1. The parent tetracyclic hydrocarbon without methyl groups at C-10 and C-13 and without a sidechain at C-17 is named 'gonane'.



(16)

5α-Gonane



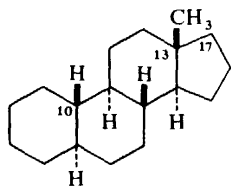
(17)

5β-Gonane

* For the name 'cholestane' see Rule 2S-2.3. These systematic names are preferred to the trivial names given below them.

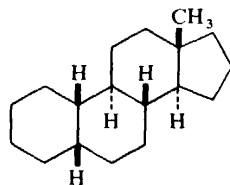
NOMENCLATURE OF STEROIDS

2.2. The hydrocarbon with a methyl group at C-13 but without a methyl group at C-10 and without a sidechain at C-17 is named 'estrane'.



(18)

5 α -Estrane

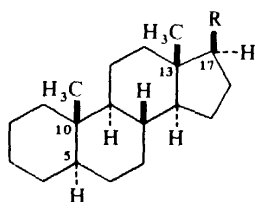


(19)

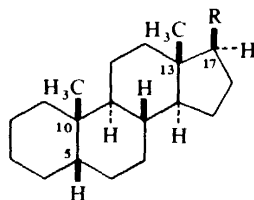
5 β -Estrane

Note: Names of compounds having a methyl group attached to C-10 and a hydrogen atom attached to C-13 are to be based on 18-norandrostane (see Rules 2S-2.3 and 2S-6.1) and not on 10-methylgonane.

2.3. The following names are used for the hydrocarbons (20) and (21) with methyl groups at both C-10 and C-13.



(20)



(21)

R	(20) 5 α -Series	(21) 5 β -Series
H	5 α -Androstane	5 β -Androstane (not testane)
C ₂ H ₅	5 α -Pregnane (not allopregnane)	5 β -Pregnane
* CH(CH ₃)CH ₂ CH ₂ CH ₃	5 α -Cholane (not allocholane)	5 β -Cholane
* CH(CH ₃)CH ₂ CH ₂ CH ₂ CH(CH ₃) ₂	5 α -Cholestane	5 β -Cholestane (not coprostanane)
24†		
* CH(CH ₃)CH ₂ CH ₂ CH(CH ₃)CH(CH ₃) ₂	5 α -Ergostane	5 β -Ergostane
24‡		
* CH(CH ₃)CH ₂ CH ₂ CH(C ₂ H ₅)CH(CH ₃) ₂	5 α -Stigmastane	5 β -Stigmastane

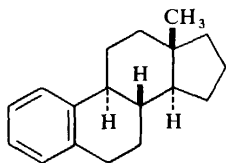
* 20R Configuration

† 24S Configuration

‡ 24R Configuration

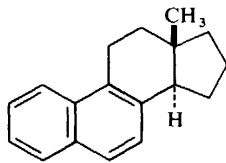
NOMENCLATURE OF STEROIDS

Notes: (a) Unsaturation and substituents are denoted in the names of steroids by the usual methods of organic chemistry (cf. Rule 2S-4). Examples (22)–(25) illustrate some simple cases.



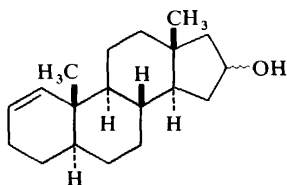
(22)

1,3,5(10)-Estratriene



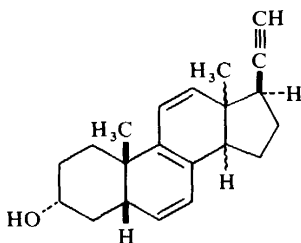
(23)

1,3,5(10),6,8-Estrapentaene



(24)

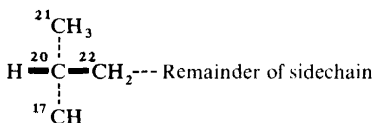
5α-Androst-1-en-16β-ol



(25)

5β,13ξ,14ξ-Pregna-6,8,11-trien-20-yn-3α-ol

(b) The names 'cholane', 'cholestane', 'ergostane' and 'stigmastane' imply the configuration at C-20 shown in partial formula (26); this is (20R) except for some derivatives containing additional substituents (cf. Notes to Rule 2S-1.6).

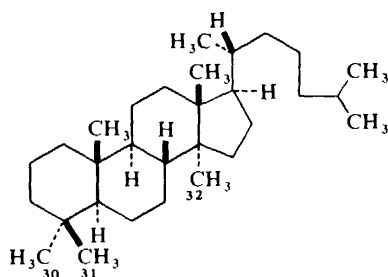


(26)

(c) Tetracyclic triterpenoids may be regarded as trimethyl steroids, the three additional methyl groups being numbered 30 (attached to C-4 with α configuration), 31 (attached to C-4 with β configuration), and 32 (attached to C-14); for example, 5α-lanostane (27) is 4,4,14α-trimethyl-5α-cholestane, the former name implying 14α, 20R configuration. Trivial names are common in

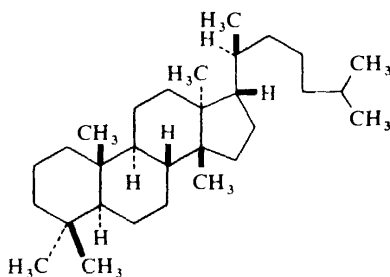
NOMENCLATURE OF STEROIDS

this series of compounds, and some are illustrated in Examples (27)–(31A).



(27)

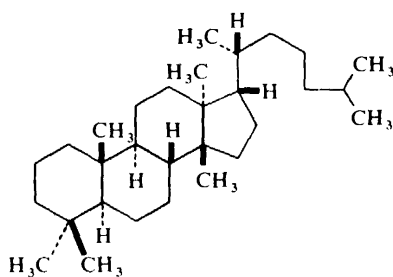
5 α -Lanostane



(28)

5 α -Tirucallane

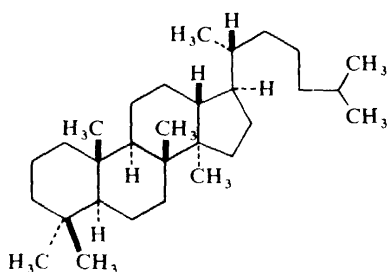
(2*S*)-5 α ,13 α ,14 β ,17 α -Lanostane



(29)

5 α -Euphane

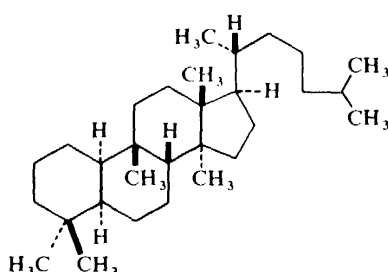
5 α ,13 α ,14 β ,17 α -Lanostane
(20*R* implied in the name)



(30)

5 α -Dammarane

8-Methyl-18-nor-5 α -lanostane (all configurations except 5 α are implied in the name)



(31)

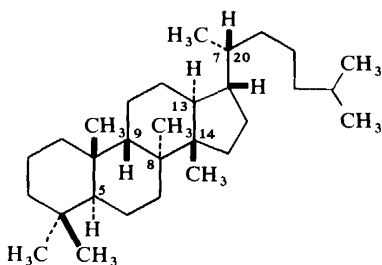
5 α -Cucurbitane

19(10 \rightarrow 9 β)-*abeo*-5 α ,10 γ -Lanostane (for the *abeo* nomenclature see Rule 2*S* 9)

(d) If a steroid has two carbon chains attached at position 17 and one of them is included in the table under Rule 2*S*–2.3, the compound is named as a 17-alkyl derivative of the steroid in the table carrying that substituent [e.g. 17-methyl-5 α -pregnane (31B); 17-propyl-5 α ,17 α -cholestane (31C)].

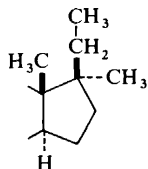
NOMENCLATURE OF STEROIDS

(e) If a steroid has two carbon chains attached at position 17, neither of which is included in the table under Rule **2S-2.3**, the compound is named as a 17,17-disubstituted androstane [e.g. 17,17-dimethyl-5 α -androstane, (31D); 17 α -methyl-17 β -propyl-5 α -androstane, (31E)].

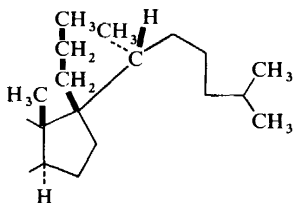


(31A)

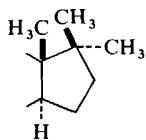
5 α -Protostane
(20*R*)-4,4,8,14-Tetramethyl-18-nor-5 α ,8 α ,9 β ,13 α ,14 β ,
17 β (H)-cholestane. (This is an important
biogenetic precursor of tetracyclic
triterpenoids and steroids.)



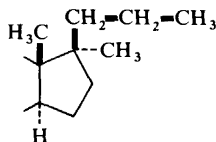
(31B)



(31C)



(31D)

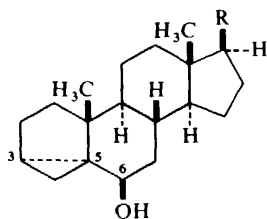


(31E)

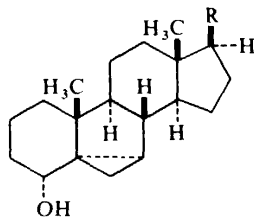
2.4. When an additional ring is formed by means of a direct link between any two carbon atoms of the steroid ring system or the attached sidechain, the name of the steroid is prefixed by 'cyclo'; this prefix is preceded by the numbers of the positions joined by the new bond and the Greek letter (α , β or ξ) denoting the configuration of the new bond, unless that designation is already implicit in the name.

NOMENCLATURE OF STEROIDS

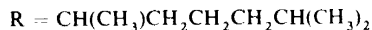
Examples :



(32)

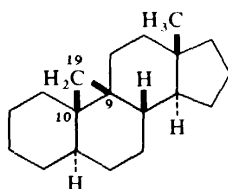


(33)



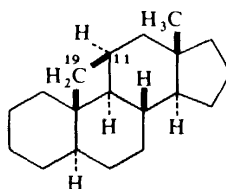
3α,5-Cyclo-5α-cholestan-6β-ol

5,7α-Cyclo-5α-cholestan-4α-ol



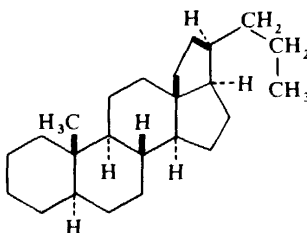
(34)

9,19-Cyclo-5α,9β-androstane



(35)

11β,19-Cyclo-5α-androstane



(36)

(20*R*)-18,21-Cyclo-5α-choleane

PENTACYCLIC AND HEXACYCLIC MODIFICATIONS

Rule 2S-3 (amended versions of Rules S-3.6 to S-3.9)

3.1. (a) The name 'cardanolide' is used for the fully saturated system (37) of digitaloid lactones whose configuration is as illustrated (the configuration at position 20 is shown as a Fischer-type projection* and is the same as that in cholesterol, i.e. 20*R*). Notwithstanding Rule 2S-1.5, the configuration at position 14 must always be stated as an affix to the names of these compounds.

(b) Names such as '20(22)-cardenolide' are used for the naturally occurring unsaturated lactones of this type.

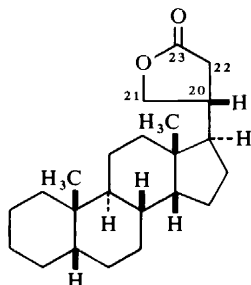
* This method of drawing is customary for the steroids. Since the highest-numbered atom is at the top, the usual Fischer projection has been rotated in the plane of the paper through 180°.

NOMENCLATURE OF STEROIDS

(c) The names '14,21-' and '16,21-epoxycardanolide' are used for the compounds containing a 14,21- or a 16,21-oxygen bridge, respectively.

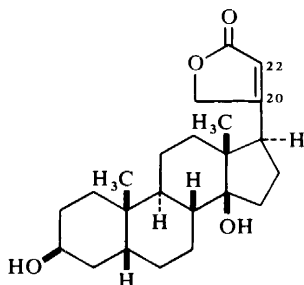
Note: Statement of the configuration at C-14 for all cardanolides is a change from the earlier steroid Rules and is in line with current practice.

Examples:



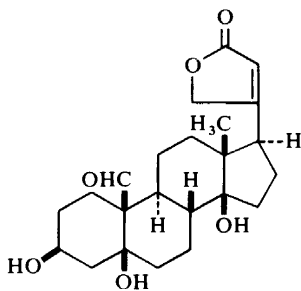
(37)

5β,14β-Cardanolide



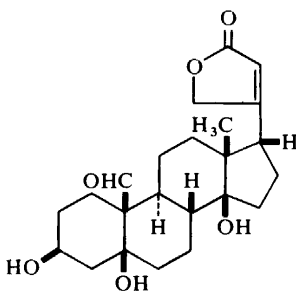
(38)

3β,14-Dihydroxy-5β,14β-card-20(22)-enolide
(= digitoxigenin*)



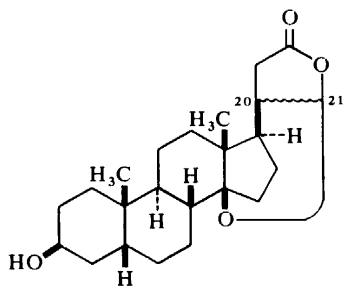
(39)

3β,5,14-Trihydroxy-19-oxo-5β,14β-card-
20(22)-enolide (= strophanthidin*)



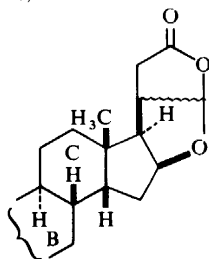
(40)

3β,5,14-Trihydroxy-19-oxo-5β,14β,17α-card-
20(22)-enolide (= 17α-strophanthidin*) (also
allostrophanthidin†)



(41)

3β-Hydroxy-14,21ξ-epoxy-5β,14β,20ξ-
cardanolide (= isodigitoxigenin†)



(42)

A 16β,21ξ-epoxy-14β,20ξ-cardanolide

* Denotes a trivial name; the systematic name is preferred.

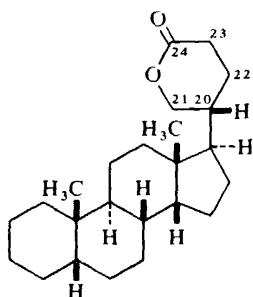
† Denotes a previous trivial name now considered unacceptable.

NOMENCLATURE OF STEROIDS

3.2. The name 'bufanolide' is used for the fully saturated system (43) of the squill-toad poison group of lactones, with the configuration at position 20 shown [this configuration is drawn as a Fischer-type projection {see Note to Rule **2S-3.1(a)**} and is the same as in cholesterol, i.e. 20R]. Notwithstanding Rule **2S-1.5**, the configuration at position 14 must always be stated as an affix to the names of these compounds. Unsaturated derivatives are named by replacing the suffix -anolide by -enolide, -adienolide etc.; thus, the name '20,22-bufadienolide' is used for the naturally occurring doubly unsaturated lactones.

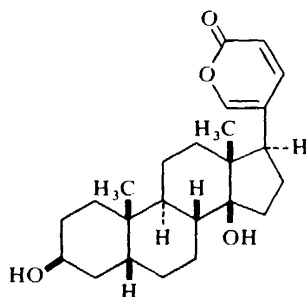
Note: Statement of the configuration at C-14 for all bufanolides is a change from the earlier steroid Rules and is in line with current practice.

Examples:



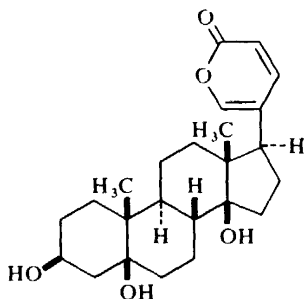
(43)

5β,14β-Bufanolide



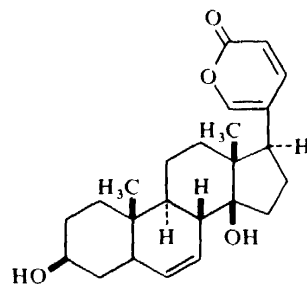
(44)

3β,14-Dihydroxy-5β,14β-bufa-20,22-dienolide
(= bufalin*)



(45)

3β,5,14-Trihydroxy-5β,14β-bufa-20,22-dienolide (= telecinobufagin*)



(46)

3β,14-Dihydroxy-14β-bufa-4,20,22-trienolide
(= scillarenin*)

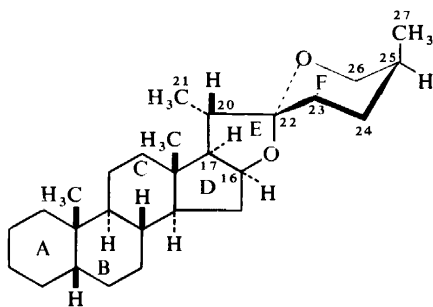
3.3. The name 'spirostan' is used for the compound of structure (47) (this is a 16,22:22,26-diepoxycholestane); this name specifies the configurations shown for all the asymmetric centres except positions 5 and 25. A prefix

* Denotes a trivial name; the systematic name is preferred.

NOMENCLATURE OF STEROIDS

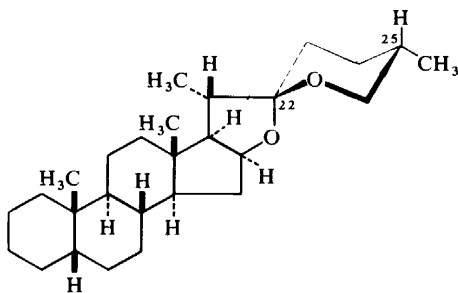
5 α - or 5 β - is added in the usual way (see Rule 2S-1.5). Configurations at C-16 and C-17, if different from those shown in Formula (47), are designated as 16 β (H) and 17 β (H). Configurations at C-20 and C-22, if different from those shown in Formula (47), are designated by the sequence-rule procedure† or, if unknown, by ξ . Steric relations of substituents at C-23, C-24, C-25 or C-26 are in all cases designated by the sequence-rule procedure† or, if unknown, by ξ .

Examples:



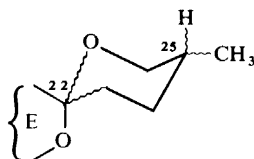
(47)

(25S)-5 β -Spirostan



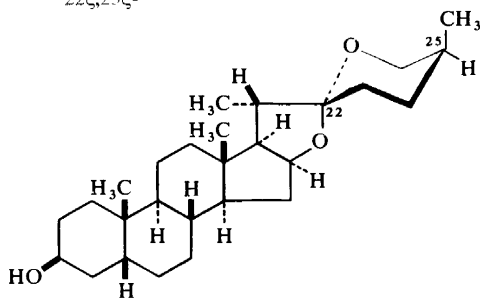
(48)

(22S,25S)-5 β -Spirostan



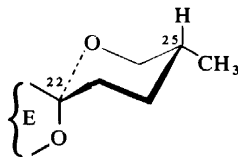
(49)

22 ξ ,25 ξ -



(50)

(25S)-5 β -Spirostan-3 β -ol
(= sarsasapogenin*)



(51)

(25R)-

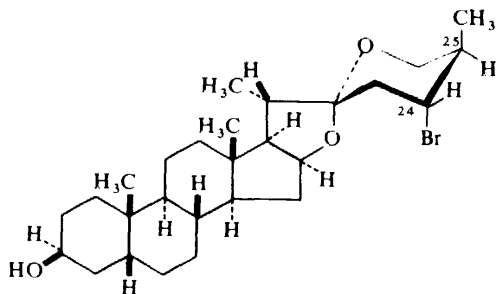
† For references, see footnote on p 286.

* Denotes a trivial name; the systematic name is preferred.

NOMENCLATURE OF STEROIDS

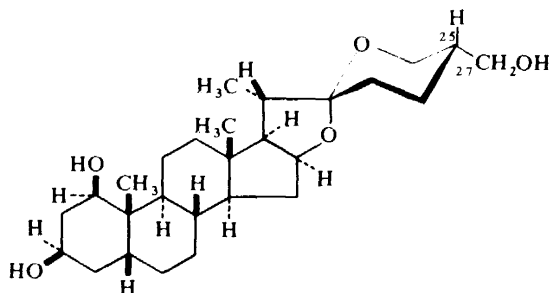
Notes: Several other methods have been used in the past for designating stereochemistry at C-22 and C-25 in the spirostans and related series; all involve serious difficulties (cf. 'The Basle Proposals', *IUPAC Inform. Bull.* No. 11; also L. F. Fieser and M. Fieser. *The Steroids*, Reinhold: New York (1959), Chapter 21]. The sequence-rule procedure is adopted in these Rules because it gives an unequivocal symbolism.

It is to be noted that, although ring E, like rings A, B, C and D, can conveniently be shown by projection on to the plane of the paper, yet ring F cannot be adequately represented in this way since the oxygen atom, C-26, C-24 and C-23 lie in one plane that is perpendicular to the plane of the paper. Ring F is conveniently drawn as in Formulae (47)–(51); in Formula (47), for instance, the broken line from C-22 to oxygen denotes that the oxygen atom and C-26 of ring F lie behind the plane of the paper and that consequently C-23 and C-24 lie in front of the plane of the paper (configuration *R* at C-22). In partial formula (48) the configuration at C-22 is reversed and must be stated in the name (*S*). It is conventional to draw ring F as a chair, but this conformation is not implied in the name 'spirostan'; whatever the conformation of ring F, C-27 and the 25-hydrogen atom both lie in the plane of the paper and so cannot be denoted by broken or thickened lines or designated α or β . In (47) the methyl group is axial (above the general plane of ring F), and in (48) it is equatorial (in the general plane of ring F); in both these cases the configuration at C-25 is *S*, but this identity of *R,S* designation arises only because the configuration at C-22 has also been reversed between



(A)

(24*R*,25*R*)-24-Bromo-5 β -spirostan-3 β -ol



(B)

(25*S*)-3 β -Spirostan-1 β ,3 β ,27-triol

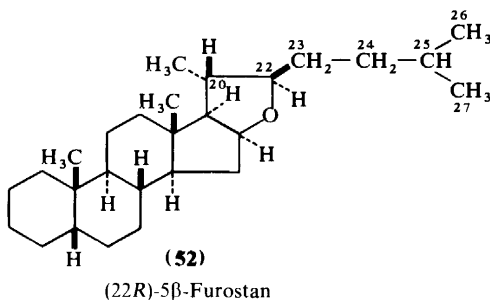
NOMENCLATURE OF STEROIDS

(47) and (48); a 25*R* configuration is shown in (51). The wavy lines in (49) denote unknown configurations at both C-22 and C-25.

The *R,S* specification may also be affected by substituents attached to ring F or C-27, as in Compounds (A) and (B).

3.4. The name 'furostan' is used for the compound of structure (52) (16 β ,22-epoxycholestane); this name specifies the configurations at all the asymmetric centres except positions 5, 22 and (if position 26 is substituted) also 25. Configuration at C-5 is designated by use of α or β in the usual way (see Rule 2S-1.5), and configurations at C-22 and, if necessary, C-25 by the sequence-rule procedure, or in all these cases by ξ if unknown.

Example:



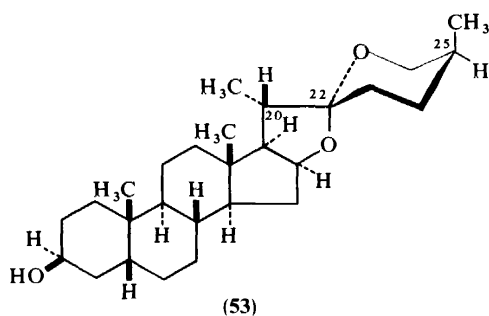
Note: Representative examples of the new standard names and old names (standard names are preferred) for some common types of spirostan, furostan and derived structures are given in the following table and formulae.

Spirostans and furostans

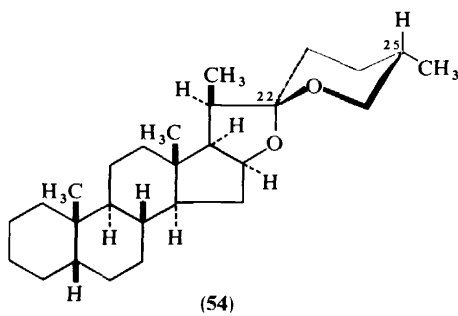
Formula type	Standard name	Configurations implied in standard name	Old names (with trivial names for particular compounds in brackets)*
47	(25 <i>S</i>)-Spirostan	20 <i>S</i> ,22 <i>R</i>	Sapogenin (without prefix) Neogenin 25- <i>L</i> -Genin [Sarsasapogenin is (53)]
51	(25 <i>R</i>)-Spirostan	20 <i>S</i> ,22 <i>R</i>	Isogenin 25- <i>D</i> -Genin [Smilagenin is (25 <i>R</i>)-5 β -spirostan-3 β -ol Tigogenin is (25 <i>R</i>)-5 α -spirostan-3 β -ol]
54	(20 <i>R</i> ,22 <i>S</i> ,25 <i>S</i>)-Spirostan	—	Cyclopseudoneogenin
55	(20 <i>R</i> ,25 <i>R</i>)-Spirostan	—	Cyclopseudoisogenin
56	(22 <i>R</i>) (or <i>S</i> or ξ), (25 <i>R</i>) (or <i>S</i> or ξ)-Furostan	20 <i>S</i>	Dihydrogenin (26-ol) and Dihydropseudogenin (26-ol) [Dihydrosarsasapogenin is 5 β ,22 ξ ,25 <i>S</i> -furostan-3 β ,26-diol Dihydropseudotigogenin is (58); cf. (57)]
57	(25 <i>R</i>) (or <i>S</i> or ξ)- Furost-20(22)-en	—	Pseudogenin [Pseudotigogenin is (57) Pseudosarsasapogenin is (59) Pseudosmilagenin is (25 <i>R</i>)-5 β -furost-20(22)-en-3 β ,26-diol]

* The standard name is preferred.

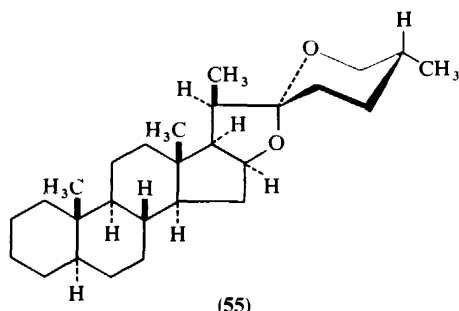
NOMENCLATURE OF STEROIDS



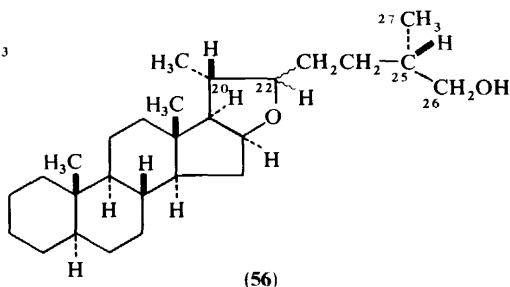
(25*S*)-5β-Spirostan-3β-ol
(Sarsasapogenin*)



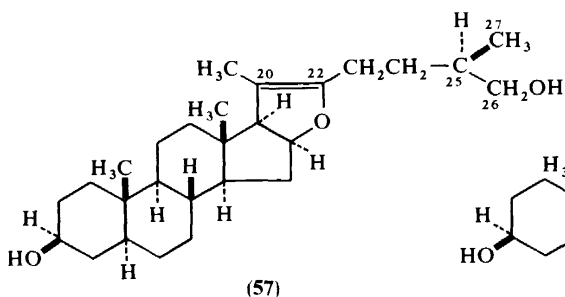
(20*R*,22*S*,25*S*)-5β-Spirostan
(Cyclopseudoneogenin*)



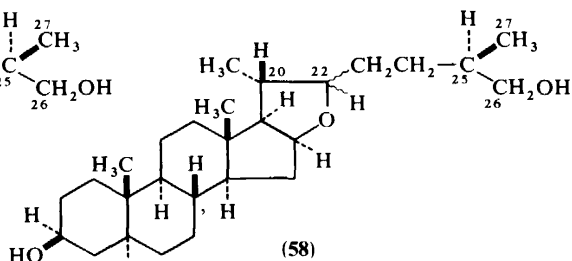
(20*R*,25*R*)-5α-Spirostan
(Cyclopseudoisogenin*)



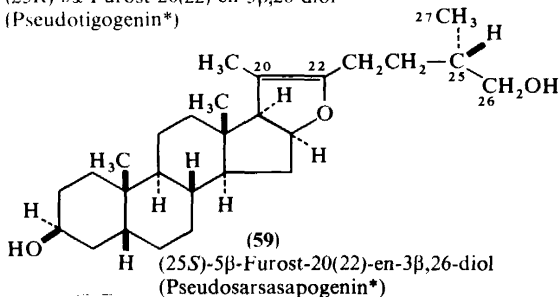
(20*S*,22*E*,25*S*)-5α-Furostan-26-ol
(Dihydrogenin*)



(25*R*)-5α-Furost-20(22)-en-3β,26-diol
(Pseudotigogenin*)



(20*S*,22*E*,25*R*)-5α-Furostan-3β,26-diol
(Dihydropseudotigogenin*)



(25*S*)-5β-Furost-20(22)-en-3β,26-diol
(Pseudosarsasapogenin*)

* The standard name is preferred.

Rule 2S-4 (extended version of Rule S-4)

4.1. Steroid derivatives that can be considered to be formed by modification of, or introduction of substituents into, a parent compound are named by the usual methods of organic chemistry [see *IUPAC Nomenclature of Organic Chemistry, Sections A, B and C* (1971)].

Notes: For the benefit of the specialist, those rules of general substitutive nomenclature that apply most often to steroids are outlined here. For full details the IUPAC Rules cited above should be consulted.

I. Unsaturation is indicated by changing terminal '-ane' to '-ene', '-adiene', '-yne', etc. or '-an' to '-en', '-adien', '-yn', etc.; e.g. 5 α -cholest-6-ene, 5 β -cholesta-7,9(11)-diene, 5-spirosten: see also the names of Examples (22)–(25)†.

II. Most substituents can be designated either as suffixes or as prefixes; a few can be named only as prefixes, the commonest of these being halogens, alkyl and nitro groups. When possible, one type of substituent must be designated as suffix. When more than one type is present that could be designated as suffix, one type only may be so expressed and the other types must be designated as prefixes. Choice for suffix is made according to an order of preference that is laid down in the Rules cited above; the most important part of this order, for steroids, is as follows, in decreasing preference: onium salt, acid, lactone, ester, aldehyde, ketone, alcohol, amine, ether. Suffixes are added to the name of the saturated or unsaturated parent system, the terminal 'e' of '-ane', '-ene', '-yne', '-adiene' etc. being elided before a vowel (presence or absence of numerals has no effect on such elisions). The following examples illustrate the use of these principles.

(a) *Acids*. Suffix for $\text{—CH}_3 \rightarrow \text{—COOH}$: -oic acid.

Suffix for $\text{CH} \rightarrow \text{C—COOH}$: -carboxylic acid.

Examples:

11-Oxo-5 α -cholan-24-oic acid

(20S)-3 α -Hydroxy-5-pregnene-20-carboxylic acid

(b) *Lactones, other than cardanolides and bufanolides*. The ending '-ic acid' or '-carboxylic acid' of the name of the hydroxy acid is changed to '-lactone' or '-carb lactone', respectively, preceded by the locant of the acid group and then the locant of the hydroxyl group, and the prefix 'hydroxy' is omitted for the lactonized hydroxyl group.

Examples:

3 β -Hydroxy-5 α -cholano-24,17 α -lactone

(20R)-3 β -Hydroxy-5-pregnene-20,18-carb lactone

(c) *Cardanolides and bufanolides*. The -olide ending of these names denotes the lactone grouping, and substituents must be named as prefixes.

(d) *Esters of steroid alcohols*. Special procedures are used. For esters of

† For uniformity with the IUPAC Rules cited above, the conventions of *Chemical Abstracts* are used also in the present Rules for the position of locants (positional numerals) and designation of unsaturation. In such matters, and in use of Δ to designate unsaturation (which is not recommended by IUPAC), authors should respect the house customs of the journals to which their papers are submitted.

NOMENCLATURE OF STEROIDS

monohydric steroid alcohols, the steroid hydrocarbon radical name is followed by that of the acyloxy group in its anionic form. The steroid radical name is formed by replacing the terminal 'e' of the hydrocarbon name by 'yl' and inserting before this the locant and Greek letter, with hyphens, to designate the position and configuration.

Example:

5 α -Cholestan-3 β -yl acetate

For esters of polyols the name of the polyol [cf. (g) below] is followed by that of the acyloxy group(s) in its anionic form, with locants when necessary.

Examples:

5 β -Cholestane-3 α ,12 α -diol diacetate

5 β -Cholestane-3 α ,12 α -diol 3-acetate 12-benzoate

Estradiol-17 β 17-monoacetate

When an acid, lactone or spirostan group is also present, the ester group is designated by an acyloxy prefix.

Example:

(25S)-3 β -Acetoxy-5 β -spirostan

(e) *Aldehydes*. Suffixes: -al (denotes change of —CH_3 to —CHO , i.e. without change in the number of carbon atoms); -aldehyde (denotes change of —COOH to —CHO , i.e. without change in the number of carbon atoms; name derived from that of the acid).

Prefix: oxo- (denotes change of >CH_2 to >CO , thus also of —CH_3 to —CHO , with no change in the number of carbon atoms).

Examples:

5 α -Androstan-19-al

5 α -Cholan-24-aldehyde

19-Oxo-5 α ,17 α (H)-etianic acid

Other methods are used for introduction of additional carbon atoms as —CHO groups.

(f) *Ketones*: Suffix: -one.

Prefix: oxo-.

Examples:

5 β -Androstan-3-one

5-Pregnene-3,20-dione

11-Oxo-5 α -cholan-24-oic acid

(g) *Alcohols*. Suffix: -ol.

Prefix: hydroxy-

Examples:

5 β -Cholestane-3 α ,11 β -diol

3 α -Hydroxy-5 α -androstan-17-one

Notes: (1) Composite suffixes -olone and -onol, to denote simultaneous presence of hydroxyl and ketonic groups, are not permitted by IUPAC Rules and should not be used. (2) A few trivial names exist for hydroxy ketones, such as testosterone for 17 β -hydroxy-4-androsten-3-one (see Rule 2S-4.2).

NOMENCLATURE OF STEROIDS

(h) *Amines*. Suffix : -amine.

Prefix : amino-.

The suffix may be attached to the name of the parent compound or of its radical.

Examples :

5-Androsten-3 β -amine or 5-Androsten-3 β -ylamine
3 β -(Dimethylamino)-5 α -pregnan-20 α -ol

(i) *Ethers*. Ethers are named as alkoxy derivatives when another group is present that has priority for citation as suffix.

Examples :

3 β -Ethoxy-5 α -cholan-24-oic acid
17 β -Methoxy-4-androsten-3-one

When no such other group is present, ethers of steroid monoalcohols may be named by stating the name of the steroid hydrocarbon radical, followed by the name of the alkyl (or aryl, etc.) radical, and lastly by 'ether'; in English these three parts of the name are printed as separate words, for example, 5 α -androstan-3 β -yl methyl ether. For ethers of steroid polyols the same system may be used but with the name of the steroid hydrocarbon radical replaced by the name of the polyol; for partially etherified polyols, locant(s) precede the names of the alkyl (or aryl, etc.) group(s); for example, 5 α -pregnane-3 β ,17,20 α -triol trimethyl ether, 5 α -pregnane-3 β ,17,20 α -triol 3,17-dimethyl ether, cortisol 21-methyl ether.

4.2. The following are examples of trivial names retained for important steroid derivatives, these being mostly natural compounds of significant biological activity.

Aldosterone	18,11-Hemiacetal of 11 β ,21-dihydroxy-3,20-dioxo-4-pregnen-18-al
Androsterone	3 α -Hydroxy-5 α -androstan-17-one
Cholecalciferol*	9,10-Seco-5,7,10(19)-cholestatrien-3 β -ol (for seco see Rule 2S-8)
Cholesterol	5-Cholesten-3 β -ol
Cholic acid	3 α ,7 α ,12 α -Trihydroxy-5 β -cholan-24-oic acid
Corticosterone	11 β ,21-Dihydroxy-4-pregnene-3,20-dione
Cortisol	11 β ,17,21-Trihydroxy-4-pregnene-3,20-dione
Cortisol acetate	Cortisol 21-acetate
Cortisone	17,21-Dihydroxy-4-pregnene-3,11,20-trione
Cortisone acetate	Cortisone 21-acetate
Deoxycorticosterone	21-Hydroxy-4-pregnene-3,20-dione (i.e. the 11-deoxy derivative of corticosterone)
Ergocalciferol*	9,10-Seco-5,7,10(19),22-ergostatetraen-3 β -ol (for seco see Rule 2S-8)
Ergosterol	5,7,22-Ergostatrien-3 β -ol
Estradiol-17 α	1,3,5(10)-Estratriene-3,17 α -diol
Estradiol-17 β	1,3,5(10)-Estratriene-3,17 β -diol
Estriol	1,3,5(10)-Estratriene-3,16 α ,17 β -triol
Estrone	3-Hydroxy-1,3,5(10)-estratrien-17-one
Lanosterol	8,24-Lanostadien-3 β -ol
Lithocholic acid	3 α -Hydroxy-5 β -cholan-24-oic acid
Progesterone	4-Pregnene-3,20-dione
Testosterone	17 β -Hydroxy-4-androsten-3-one

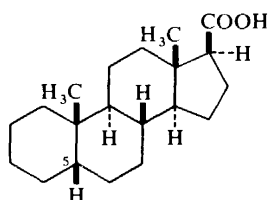
* Included in the List of Trivial Names for Miscellaneous Compounds of Biochemical Importance published by the IUPAC-IUB Commission of Biochemical Nomenclature; see, for example, *IUPAC Inform. Bull.* No. 25, 19 (1966) or *J. Biol. Chem.* **241**, 2987 (1966) or *Biochim. Biophys. Acta.* **107**, 1 (1965).

NOMENCLATURE OF STEROIDS

Note: If these trivial names are used as a basis for naming derivatives or stereoisomers, the derived trivial name must make the nature of the modification completely clear and is preferably accompanied at first mention by the full systematic name. For example, in steroid papers 'epi' is often used with trivial names to denote inversion at one centre; the name '11-epicortisol' defines the compound fully since cortisol is already defined as the 11 β -alcohol; but the name 'epicortisol' does not define the compound and is inadequate.

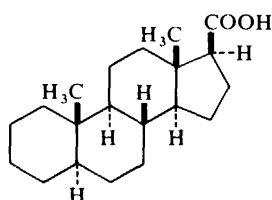
4.3. Androstane-17-carboxylic acids may be called 'etianic acids', although the former (systematic) name is preferred. The orientation of the hydrogen atoms at positions 5 and 17 must in all cases be indicated as 5 α or 5 β , and 17 α (H) or 17 β (H), respectively.

Examples:



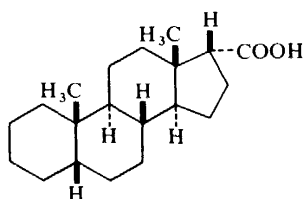
(60)

5 β -Androstane-17 β -carboxylic acid (systematic) or 5 β ,17 α (H)-etianic acid (trivial)



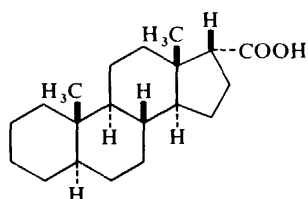
(61)

5 α -Androstane-17 β -carboxylic acid (systematic) or 5 α ,17 α (H)-etianic acid (trivial)



(62)

5 β -Androstane-17 α -carboxylic acid (systematic) or 5 β ,17 β (H)-etianic acid (trivial)



(63)

5 α -Androstane-17 α -carboxylic acid (systematic) or 5 α ,17 β (H)-etianic acid (trivial)

STEREOCHEMICAL MODIFICATIONS

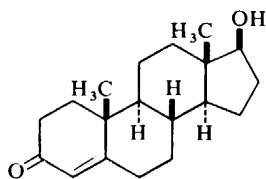
Rule 2S-5 (extended version of Rule S-5)

5.1. If, as for instance in a synthetic compound, there is stereochemical inversion at all the asymmetric centres whose configurations do not require to be specified in a name, the italicized prefix *ent*- (a contracted form of

NOMENCLATURE OF STEROIDS

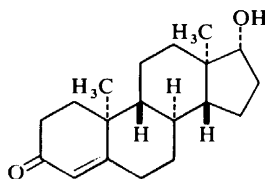
enantio-) is placed in front of the complete name of the compound. This prefix denotes inversion at all asymmetric centres (including those due to named substituents) whether these are cited separately or are implied in the name.

Examples :



(64)

17β-Hydroxy-4-androsten-3-one
(Testosterone)



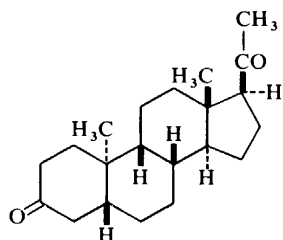
(65)

ent-17β-Hydroxy-4-androsten-3-one
(*ent*-Testosterone)

Note: When Roman or Arabic numerals are used to enumerate formulae, the prefix *ent*- may be used to indicate the enantiomer. Thus, e.g. (65) above may be designated (*ent*-64).

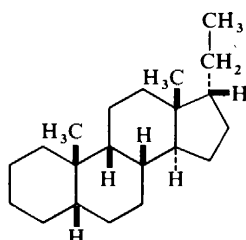
5.2. If there is stereochemical inversion at a minority of the asymmetric centres whose configurations do not require to be specified in a name, the configuration of the hydrogen atoms or substituents at the affected bridge-heads, or the carbon chain (if any) at position 17, are stated by means of a prefix or prefixes α or β , each with its appropriate positional numeral, placed before the stem name laid down in the preceding Rules.

Examples :



(66)

5β,9β,10α-Pregnane-3,20-dione



(67)

5β,9β,17α-Pregnane

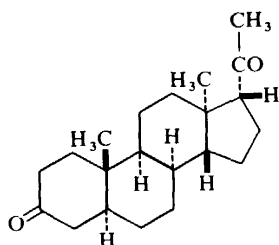
Note: The prefix *retro*, indicating 9β.10α-configuration, is not recommended for systematic nomenclature.

5.3. The enantiomer of a compound designated as in Rule 2S-5.2 is given the same name preceded by *ent*-.

Note: This Rule covers the compounds in which there is inversion at a majority, but not all, of the asymmetric centres that do not require to be specified in the name.

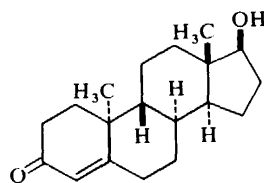
NOMENCLATURE OF STEROIDS

Examples:



(68) = (*ent*-66)

ent-5 β ,9 β ,10 α -Pregnane-3,20-dione
(not 5 α ,8 α ,13 α ,14 β ,17 α -pregnane-3,20-dione)



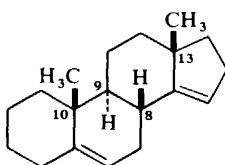
(69)

ent-17 α -Hydroxy-13 α ,14 β -androst-4-en-3-one
(not 17 β -hydroxy-8 α ,9 β ,10 α -androst-4-en-3-one)

5.4. If there is stereochemical inversion at half of the asymmetric centres whose configurations are implied in the stem name of a 'normal' steroid [e.g. (70)], the prefixes to be specified in the name of the stereoisomer are that set that includes the number occurring first in the series 8, 9, 10, 13, 14, 17 without or with the prefix *ent*- as appropriate.

(70)

'Normal' steroid



Configuration at
asymmetric centres

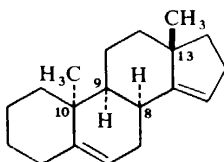
Name

8 β ,9 α ,10 β ,13 β

5,14-An-
drostadiene

(71)

Steroid inverted at
8 and 10; 'normal'
at 9 and 13

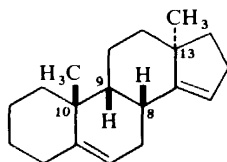


8 α ,9 α ,10 α ,13 β

8 α ,10 α -
Androsta-
5,14-diene

(72) (*ent*-71)

Steroid inverted at
9 and 13; 'normal'
at 8 and 10



8 β ,9 β ,10 β ,13 α

ent-8 α ,10 α -
Androsta-
5,14-diene

Note: (72) could also logically be named '9 β ,13 α -androsta-5,14-diene'; this name might seem simpler, but it has the disadvantage that it does not indicate that (72) is the enantiomer of (71).

5.5. Racemates, as for instance obtained by synthesis, are named by use of an italicized prefix *rac*- (an abbreviation of *racemo*-), placed before the

NOMENCLATURE OF STEROIDS

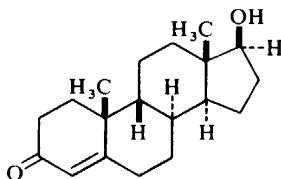
complete name of the compound, the enantiomer chosen for naming being that required by Rules **2S-5.1** to **2S-5.4**.

Example: A racemate composed of (64) and (65) (= *ent*-64) is named:

rac-17 β -Hydroxy-4-androsten-3-one or *rac*-testosterone

5.6. (a) When the relative, but not the absolute, configuration of two or more asymmetric centres in a steroid derivative is known, as for instance for a compound obtained by synthesis, the 10 β configuration is taken as basis for the name; or, if C-10 is not asymmetric or is absent, the lowest-numbered asymmetric bridgehead is designated α (or *R*); the other asymmetric centres are then considered as α or β (or *R* or *S*) relative to that one; and the whole name is prefixed by *rel*- (italicized). Individual asymmetric centres may be referred to as α^* , β^* , *R*^{*} or *S*^{*} (spoken as alpha star, R star, etc.) but these symbols are not used in the name of the compound.

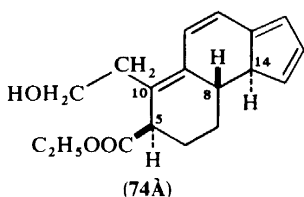
(b) When both enantiomers of known relative, but unknown absolute, configuration are prepared, they are distinguished by a prefix (+)-*rel*- or (-)-*rel*-, where the *plus* or *minus* sign refers to the direction of rotation of plane-polarized light (the wavelength, solvent, temperature and/or concentration must be added when known to affect this sign).



(73)

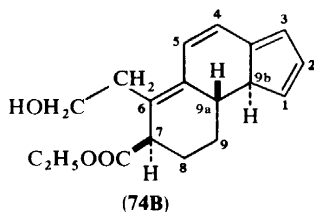
The dextrorotatory form having either this or the enantiomeric configuration would be named:

(+)-*rel*-17 β -Hydroxy-8 α ,9 β -androst-4-en-3-one



(74A)

equal to



(74B)

(74A) *rel*-(Ethyl 2-hydroxy-4-nor-2,3-seco-5 α -gona-9,11,13(17),15-tetraen-3-oate)

(for seco see **Rule 2S-8** and for nor see **Rule 2S-7**)

or (74B) *rel*-[(7*R*,9*aS*,9*bS*)-Ethyl 8,9,9*a*,9*b*-tetrahydro-6-(2-hydroxyethyl)-7*H*-cyclopenta[*a*]-naphthalene-7-carboxylate]

Note: At some stage in synthetic work on steroids, names of intermediates

NOMENCLATURE OF STEROIDS

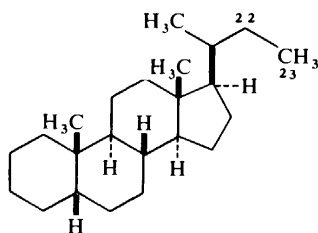
have to be changed from a system used in general organic chemistry to the steroid system. The names (74A) and (74B) illustrate such a change and it should be noted (i) that not merely the name but also the numbering are usually changed and (ii) that the steroid name usually avoids the need to specify the configuration at each asymmetric centre. The latter factor will often indicate at what point in a synthesis the change of nomenclature is desirable.

SHORTENING OF SIDECHAINS AND ELIMINATION OF METHYL GROUPS

Rule 2S-6 (expanded from Rule S-6)

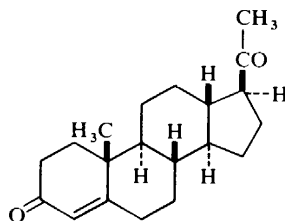
6.1. Elimination of a methylene group from a steroid sidechain (including a methyl group) is indicated by the prefix 'nor-', which in all cases is preceded by the number of the carbon atom that disappears. When alternatives are possible, the number attached to nor is the highest permissible. Elimination of two methylene groups is indicated by the prefix 'dinor-'.

Examples:



(75)

24-Nor-5β-cholane

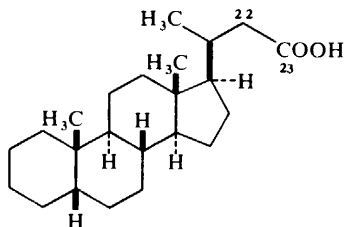


(76)

18-Nor-4-pregnene-3,20-dione

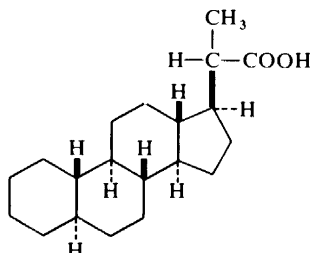
Exceptions: By Rules 2S-2.1 and 2S-2.2 the names gonane (for 18,19-dinorandrostane) and estrane (for 19-norandrostane) constitute exceptions to the above Rule 2S-6.1. The names gonane and estrane are used also as parent names for their derivatives.

However, 18-nor- and 19-nor- are used with other trivial names, as in 19-norpregnane, 18,19-dinorspirostan, 18-norestrone.



(77)

24-Nor-5β-cholan-23-oic acid



18,19-Dinor-5α-pregnane-20α-carboxylic acid

NOMENCLATURE OF STEROIDS

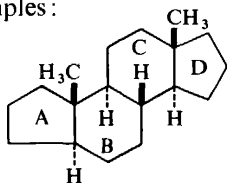
The compound produced by shortening the 17-sidechain of pregnane is named 17-methylandrostande rather than 21-norpregnane. See also Note to Rule 2S-2.2.

RING CONTRACTION OR EXPANSION

Rule 2S-7 (amended version of Rule S-7)

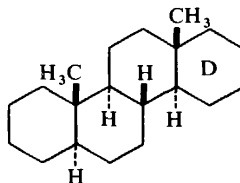
7.1. Ring contraction and ring expansion (other than insertion of atoms between directly linked bridgeheads or, when a steroid sidechain is present, between C-13 and C-17) are indicated by prefixes 'nor' and 'homo', respectively, preceded by an italic capital letter indicating the ring affected. For loss or insertion of two methylene groups, 'dinor' and 'dihomo' are used. 'Homo' and 'nor', when occurring in the same name, are cited in alphabetical order*.

Examples:



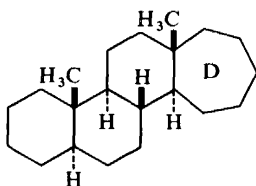
(78)

A-Nor-5 α -androstane



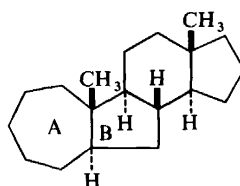
(79)

D-Homo-5 α -androstane



(80)

D-Dihomo-5 α -androstane



(81)

A-Homo-B-nor-5 α -androstane

Notes: (a) By too extended use, this nomenclature can be applied to compounds whose steroid character is excessively modified. It is recommended that it be confined to steroids containing at least one angular methyl group, or a steroid 17-sidechain, or a steroidal group on ring *D* (e.g. a spirostan); also that no more than two of the steroid rings may be altered by any combination of the operations denoted by 'nor' and 'homo'. When these conditions are not met, general systematic nomenclature should be used.

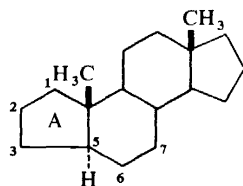
* Alphabetical order is used for any combination of the prefixes cyclo, homo, nor and seco; they are placed after any prefixes denoting substituents and before any stereochemical prefixes required by Rule 2S-1.5, or, if there are none of the latter, then immediately before the stem name.

NOMENCLATURE OF STEROIDS

(b) Names incorporating 'homo' and 'nor' are normally preferred to alternatives incorporating 'cyclo' and 'seco' [cf. Example (86)].

7.2. On ring contraction the original steroid numbering is retained, and only the highest number(s) of the contracted ring, exclusive of ring junctions, is deleted.

Example:

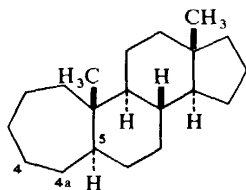


(82)

A-Nor-5 α -androstane (Number 4 is omitted)

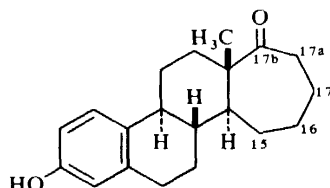
7.3. On ring expansion (other than insertion of atoms between directly linked bridgeheads or, when a 17-sidechain is present, between C-13 and C-17), the letter a (and b etc. as necessary) is added to the highest number in the ring enlarged exclusive of ring junctions, and this letter and number are assigned to the last peripheral carbon atom in the order of numbering of the ring affected.

Examples:



(83)

A-Homo-5 α -androstane



(84)

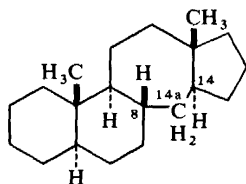
3-Hydroxy-*D*-dihomo-1,3,5(10)-estratrien-17b-one

7.4. Ring expansion by formal insertion of a methylene group between directly linked bridgeheads is indicated as shown in the following table. The italic capital letters denote the ring(s) affected; the locants in parentheses (which are included in the name) are those of the inserted methylene groups.

CH ₂ added between	Prefix used
C-5 and C-10	<i>AB</i> (10 <i>a</i>)-Homo
C-8 and C-9	<i>BC</i> (8 <i>a</i>)-Homo
C-8 and C-14	<i>C</i> (14 <i>a</i>)-Homo
C-9 and C-10	<i>B</i> (9 <i>a</i>)-Homo
C-13 and C-14	<i>CD</i> (13 <i>a</i>)-Homo

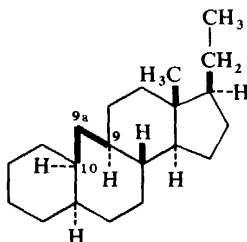
NOMENCLATURE OF STEROIDS

Examples:



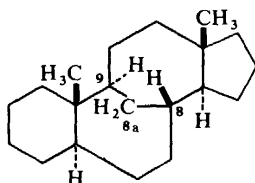
(85)

C(14a)-Homo-5 α -androstane



(86)

B(9a)-Homo-19-nor-5 α ,10 α (H)-pregnane*

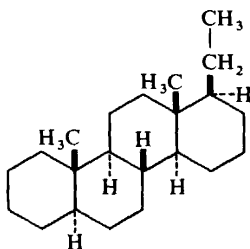


(87)

BC(8a)-Homo-5 α -androstane

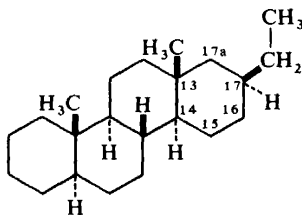
7.5. Expansion of ring *D* by insertion of atoms between C-13 and C-17: The names '*D*-homopregnane', '*D*-homocholane' etc. are used only for the isomer with the sidechain at position 17a (cf. Example (88)). Isomers with the sidechain at position 17 (formed by formal insertion of a methylene group between C-13 and C-17) are named as derivatives of androstane, estrane or gonane [cf. Example (89)]. As exceptions, furostans and spirostans into which a methylene group has been formally inserted between C-13 and C-17 are given these names with an added prefix '*D*(17a)-homo' [cf. Example (90)].

Examples:



(88)

D-Homo-5 α -pregnane

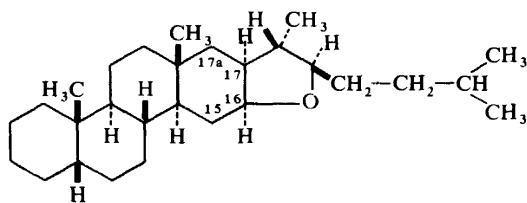


(89)

17 β -Ethyl-*D*-homo-5 α -androstane

* This name is preferred to 9 β ,19-cyclo-9,10-seco-5 α ,10 α (H)-pregnane (see Note b to Rule 2S-7.1). This skeleton is contained in some *Buxus* alkaloids.

NOMENCLATURE OF STEROIDS



(90)

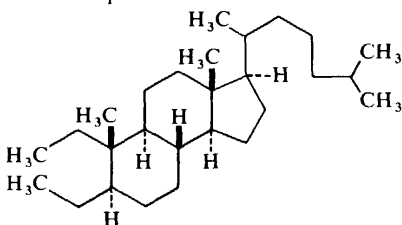
(22*R*)-*D*(17*a*)-Homo-5β-furostan

RING FISSION

Rule 2S-8 (unchanged from Rule S-7.4)

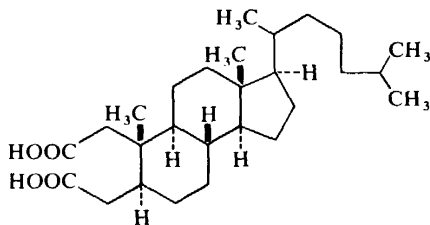
8.1. Fission of a ring, with addition of a hydrogen atom at each terminal group thus created, is indicated by the prefix 'seco-', the original steroid numbering being retained*.

Examples:



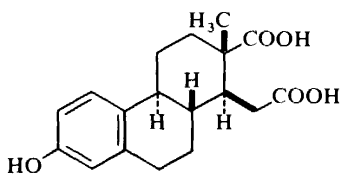
(91)

2,3-Seco-5α-cholestane



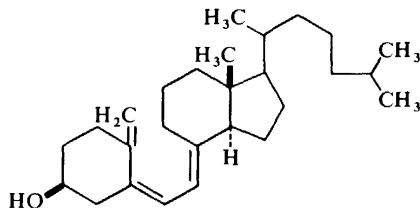
(92)

2,3-Seco-5α-cholestane-2,3-dioic acid



(93)

3-Hydroxy-16,17-seco-1,3,5(10)-estratriene-16,17-dioic acid



(94)

9,10-Seco-5,7,10(19)-cholestatrien-3β-ol
(trivial name: cholecalciferol†)

MODIFICATION BY BOND MIGRATION (*abeo* SYSTEM)

Rule 2S-9

9.1. A compound that does not possess a steroid skeleton but may be considered formally to arise from a steroid by bond migration may be given

* If more than one ring is opened, general systematic nomenclature may be preferable. The principles of Note (a) to Rule 2S-7.1 apply also to seco-steroids.

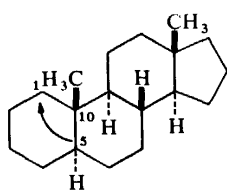
† This trivial name is retained (see Rule 2S-4.2).

NOMENCLATURE OF STEROIDS

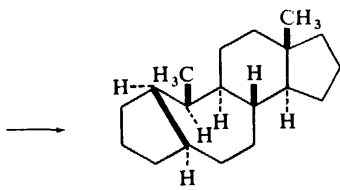
the name laid down in the preceding Rules for the steroid in question, to which is attached a prefix of the form $x(y \rightarrow z)abeo-$. This prefix is compiled as follows: A numeral denoting the stationary (unchanged) end of the migrating bond (x) is followed by parentheses enclosing (i) the number denoting the original position (y) from which the other end of this bond has migrated, (ii) an arrow, and (iii) the number (z) denoting the new position to which the bond has moved. The closing parenthesis is followed by *abeo*- (Latin, I go away) (italicized) to indicate bond migration. The original steroid numbering is retained for the new compound and is used for the numbers x , y and z . Such of the customary letters as are necessary are added to specify the resulting stereochemistry.

Note: The *abeo* nomenclature described in this Rule is permissive, not compulsory. It is most suitable for use in discussions of reaction mechanism and biogenesis. For registration in a general (non-steroid) compendium the general systematic names may be preferable, particularly when names of steroid type can be conveniently assigned by the homo-nor method. Differences in numbering between *abeo* names and other systematic names should be particularly noted [cf. Example (96)].

Examples:

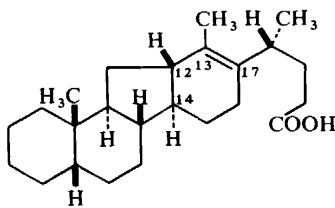
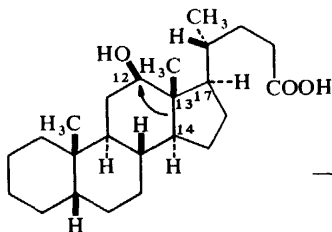


5 α -Androstane



(95)

5(10 \rightarrow 1)*abeo*-1 α (H),5 α -Androstane *



(96)

12 β -Hydroxy-5 β -cholan-24-oic acid 14(13 \rightarrow 12)*abeo*-5 β ,12 β (H)-Chol-13(17)-en-24-oic acid ‡

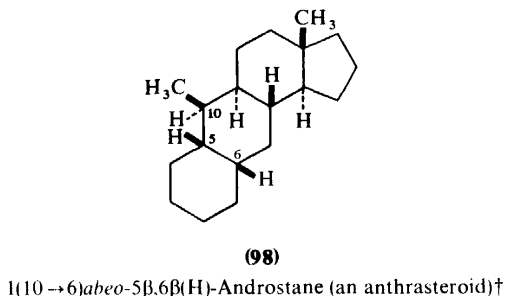
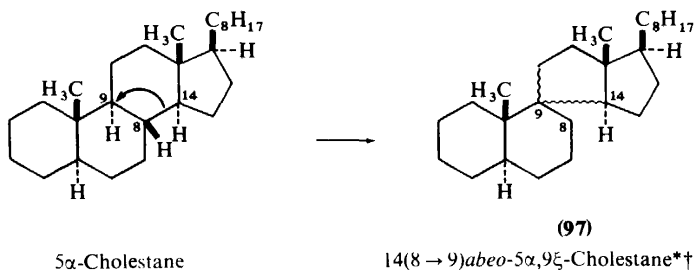
* Name according to **Rule 2S-7.4** ('homo-nor' system): 9 $\alpha\beta$ -Methyl-*B*(9 α)-homo-*A*-nor-5 α ,10 α -estrane.

† Name according to **Rules 2S-2.4** and **2S-8.1**:

12 α ,14 β -Cyclo-13,14-seco-5 β -chol-13(17)en-24-oic acid.

‡ The name of this compound according to **Rule 2S-7.4** ('homo-nor' system) is as follows. (4*R*)-4-(17 α -Methyl-*D*-homo-*C*-nor-18-nor-5 β -androst-17-en-17-yl)pentanoic acid, or 17-[(1*R*)-3-Carboxy-1-methylpropyl]-17 α -methyl-*D*-homo-*C*-nor-18-nor-5 β -androst-17-ene.

NOMENCLATURE OF STEROIDS

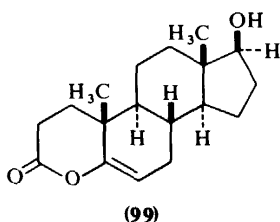


HETEROCYCLIC MODIFICATIONS

Rule 2S-10 (unchanged from Rule S-7.5)

10.1. If hetero atoms occur in the ring system of a steroid the replacement ('oxa-aza') system of nomenclature is used with steroid names and numbering (cf. IUPAC **Rule B-4**; also Introduction to IUPAC **Rules C-0.6**, the reference to IUPAC **Rules C** is given on p 287.

Example:



17 β -Hydroxy-4-oxa-5-androsten-3-one

STEROID ALKALOIDS

Rule 2S-11

11.1. When readily possible, systematic names for steroid alkaloids are

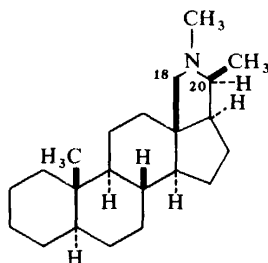
* The configuration at C-9, if known, is assigned by the sequence rule procedure (for reference see footnote on p 286). (97) cannot conveniently be named by the 'homo-nor' system.

† The 'homo-nor' system is not appropriate.

NOMENCLATURE OF STEROIDS

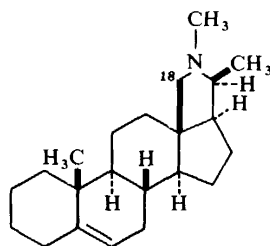
derived from pregnane or some other steroid parent name. Trivial names for other steroid alkaloids are chosen so that the name for the saturated system ends in '-anine'. In names for unsaturated compounds this ending is changed to '-enine', '-adienine' etc. as appropriate. When asymmetry exists at positions 8, 9, 10, 13, 14, 16, 17, 20 or 23, it is implied in the name, as set out in the table following and formulae, and divergences are designated as laid down in **Rule 2S-5**. Configurations at positions 5, 22 and 25 must be specified with the name. Sequence-rule symbols are used for positions numbered 20 or higher.

Examples: Typical examples of parent names for groups of alkaloids are given in the table below and the corresponding formulae. It must be noted that substitution or unsaturation may alter the *R,S* designations for derivatives.



(100)

5α-Conanine*



(101)

5-Conenine*

Parent names for groups of steroid alkaloids^a

Formula	Name of parent	Stereochemistry ^b implied in the name, as shown in the formula	Stereochemistry to be indicated by sequence-rule prefixes (or ξ)
100	Conanine	17αH,20S	—
102	Tomatanine ^c	16αH,17αH,20S	22, 25
103	Solanidanine ^d	16αH,17αH,20S	22, 25
104	Cevanine ^e	13βH,17αH,20R	22, 25
105	Veratranine ^{e,f}	17αH,20S	22, 25
106	Jervanine ^{e,f}	17αO,20R	22, 23, 25

* Some of the names in this table were suggested in the Introduction to *Optical Rotatory Power. 1a. Steroids*. Tables des Constantes. Pergamon: Oxford (1965), pp 2a and 2f.

^b Additional to that at positions 8, 9, 10, 13 and 14.

^c The compounds are oxa-*a/a*-analogues of the spirostans (which are dioxo spiro compounds). Formulae are conveniently drawn analogously to those of the spirostans.

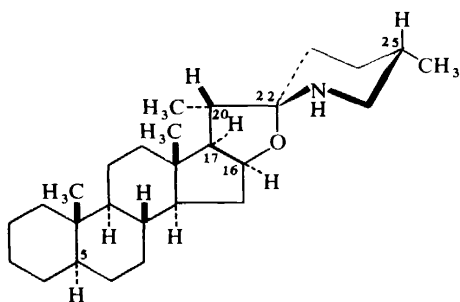
^d This group includes rubijervine and isorubijervane.

^e These structures contain a *D*-homo-*C*-nor skeleton, with the stereochemistry shown. However, they are commonly considered as 14(13 → 12)*abeo* structures and are numbered as such.

^f Jervanine, as defined here, is the same as veratranine except for addition of an epoxy bridge, but it is convenient to have two separate names: the veratranine skeleton [see (105)] is present in the alkaloid veratranine. It should be noted that the name 5α-jervane has been used for the rearranged hydrocarbon skeleton (107) [J. Fried and A. Klingsberg, *J. Am. Chem. Soc.* **75**, 4934 (1953)], for which the *abeo*-type numbering given in (107) is here recommended.

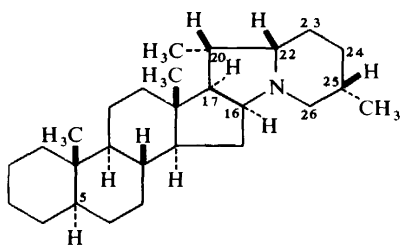
* Cf. R. D. Haworth and M. Michael, *J. Chem. Soc.* 4973 (1957).

NOMENCLATURE OF STEROIDS



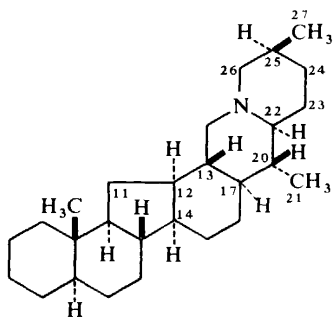
(102)

(22*S*,25*S*)-5α-Tomatamine



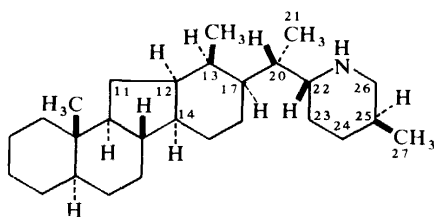
(103)

(22*S*,25*S*)-5α-Solanidanine



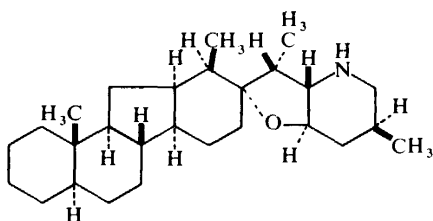
(104)

(22*S*,25*S*)-5α-Cevanine



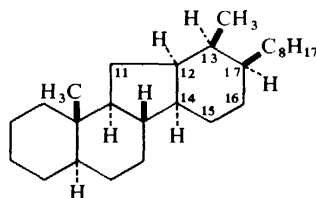
(105)

(22*R*,25*S*)-5α-Veratranine



(106)

(22*S*,23*R*,25*S*)-5α-Jervanine



(107)

5α-Jervane*

APPENDIX

Guidelines for steroids containing additional rings

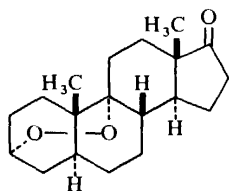
1. *General.* When additional rings are formed within, or on, a steroid nucleus, situations often arise where either the resemblance to a normal steroid is obscured or the steroid-type name becomes so complex that recourse to general systematic nomenclature is preferable. On the other hand, the general rules, with one exception, are based on that form of each component that contains the maximum number of conjugated double

* Cf. J. Fried and A. Klingsberg, *J. Am. Chem. Soc.* **75**, 4934 (1953).

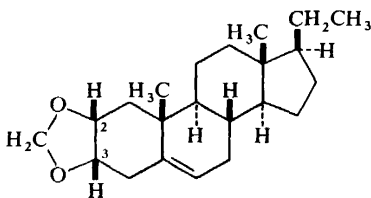
NOMENCLATURE OF STEROIDS

bonds, the whole fused system is then renumbered, and the stereochemistry must be defined separately for each chiral position; the final name resulting is then cumbrous and in a form that is often barely recognizable by a steroid specialist chemist and even less so by a biochemist or biologist. The paragraphs below give suggestions as to how general nomenclature may be modified to incorporate steroid names, but without an attempt to legislate rigidly or to cover every case. The decision whether any one compound shall receive such a modified steroid name or a general systematic name is left to authors and editors in the particular circumstances of each case. Nor are the requirements of journals and compendia or abstracts necessarily identical.

2. *Rings derived from functional groups.* Bivalent functional groups such as —O— and —O—O— linked to two different positions, thus forming additional rings, are named by the ordinary methods of organic chemistry; for example, (108) is $3\alpha,9\text{-epidioxy-}5\alpha\text{-androstane-}17\text{-one}$. Similarly, methylenedioxy derivatives are best named as such, e.g. (109) $2\alpha,3\alpha\text{-}$



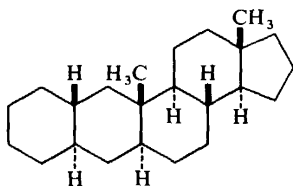
(108)



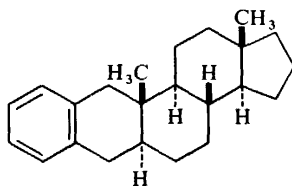
(109)

methylenedioxy-5-pregnene. In the same way, lactones and acetals formed by linkage between two different positions of a steroid skeleton are best named as such instead of by framing the name on the newly modified ring system.

3. *Additional carbocyclic or heterocyclic fused rings.* It is tempting to adapt the simple substitutive procedure for fusion of steroid nuclei with simple carbocyclic rings, particularly if the latter are saturated. Thus (110) might be named $2\alpha,3\beta\text{-tetramethylene-}5\alpha\text{-androstane}^*$. However, formation of additional rings by alkylene ($\text{—[CH}_2\text{]}_x\text{—}$) prefixes is not in accord with IUPAC



(110)



(111)

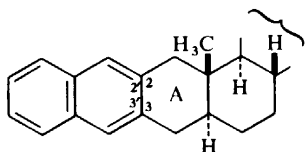
* For simplicity, nomenclature in this Appendix is mostly described in terms of androstane, and partial formulae are to be understood accordingly. The principles, however, are general.

nomenclature and is often difficult to apply when unsaturation is present. Alternatives are thus preferable.

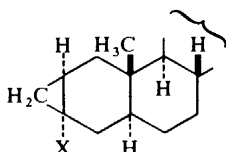
The exceptional case (**Rule A-23.5**) referred to above enables 2,3-benz-5 α -androst-2-ene to be a name for (111), and a slight extension of the rule would allow (110) to be called 2 β ,3 α -cyclohexano-5 α -androstane. Such methods might be used in simple cases but these too become difficult when complex ring systems are fused and often when unsaturation is present in the additional component.

For a general procedure it is better to modify systematic IUPAC general practice to permit the steroid component to be cited in a reduced state, the reason why modification is necessary at all being of course the wish to keep the description of the stereochemistry as simple as possible. The suggestions below are closely similar to present practices of *Chemical Abstracts*.

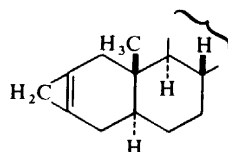
An additional carbocyclic component is cited in its most unsaturated form by its fusion name (usually ending in -o), placed in front of the name of the steroid component, and the position of fusion is indicated by numerals in square brackets; for instance, benz[2,3]-5 α -androst-2-ene for (111). Here note that the unsaturation of the benzo ring causes unsaturation also in the steroid component and this must be cited (-2-ene). Similarly, (112) is



(112)



(113)



(114)

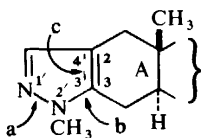
naphth[2,3':2,3]-5 α -androst-2-ene; the steroid A ring is still considered partially unsaturated even though it may be preferable to write the naphthalene double bonds as in the formula shown; note also that the locants for the non-steroid component receive primes, and that, when choice is possible, its locants for ring fusion are as low as possible and in the same direction as in the steroid component (i.e. not 6',7':2,3 or 3',2':2,3).

The reduced compound (110) is then 2 β ,3 α ,3',4',5',6'-hexahydrobenz[2,3]-5 α -androstane. Note the citation of the configuration at the new ring junction positions and that the steroid component is now cited in its saturated state.

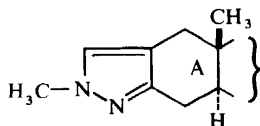
Two further points can be illustrated with (113). Consider first the hydrocarbon where X = H. The additional ring is cited as cyclopropa- denoting an unsaturated three-membered ring as in (114). In (114) the position of the 'extra' (indicated) hydrogen must be cited as 3'H. Reduction of (114) to (113; X = H) adds 2 α ,3 α -dihydro to the name, which thus becomes 2 α ,3 α -dihydro-3'H-cycloprop[2,3]-5 α -androstane. If X were not hydrogen but, say, OH, the hydro prefixes would still be needed to show the state of hydrogenation and the OH group would be named additionally; in such cases it is preferable to state the configuration for the OH group that is present rather than that of the H atom that has been replaced; the name then becomes 2 α ,3-dihydro-3'H-cycloprop[2,3]-5 β -androstan-3 α -ol.

NOMENCLATURE OF STEROIDS

The same fundamental principle can be used for heterocyclic components, but conveniently modified to accord with general nomenclature as follows: (a) the heterocyclic component is cited after the steroid component (to permit modification of the ending for salt formation, etc.), and (b) the position of fusion of the heterocyclic component is cited by letters as in the standard IUPAC and *Ring Index* method. Thus, (115) is 2'-methyl-2'*H*-5 α -androst-2-eno[3,2-*c*]pyrazole; note the numbering of the pyrazole ring so that numbers



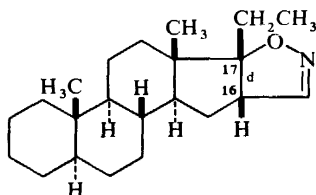
(115)



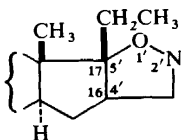
(116)

for ring fusion are as low as possible; if the methyl group in (115) were replaced by hydrogen, the double bonds would be placed in the mesomeric pyrazole ring just as in (115) so as to retain this low numbering for ring fusion. In the isomer (116) the steroid component is no longer unsaturated and is therefore cited as androstano-; the full name for (116) is 1'-methyl-1'*H*-5 α -androstano[3,2-*c*]pyrazole.

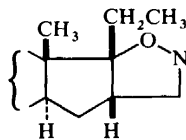
Further problems arise when ring fusion involves a quaternary carbon atom. The name for (117), for instance, could be built up as follows: to



(117)

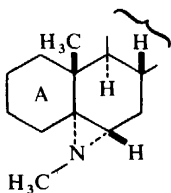


(118)

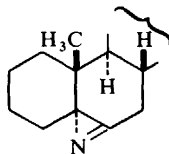


(119)

5 α -pregnane is fused an isoxazole skeleton, giving (118); into this, only one double bond can be introduced, so that one hydrogen atom must be added as indicated hydrogen, which gives a 4' β *H*- prefix and a skeleton (119). The last step, inserting the double bond, gives the full name 4' β *H*-5 α -pregnano[16,17-*d*]isoxazole, even though it appears in (117) as if the heterocyclic ring should be named as the partly hydrogenated system isoxazoline.



(120)



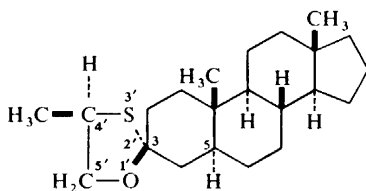
(121)

NOMENCLATURE OF STEROIDS

Not all such fusions cause all these complications. For instance, for (120) one fuses androstane to azirine, obtaining a skeleton into which one inserts a double bond as in the hypothetical compound (121); then, clearly, (120) is 1',3'-dihydro-1'-methyl-5 α -androstano[5.6-*b*]azirine.

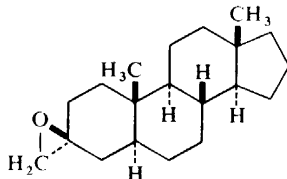
4. *Stereochemistry*. Stereochemistry in additional rings that lie in the approximate plane of rings A—D is cited as α or β , but in other cases by means of sequence-rule symbols.

5. *Spiro derivatives*. Spiro derivatives of steroids are named in accordance with the principles laid down in IUPAC **Rules A-41, A-42, B-10** and **B-11**. Additional stereochemistry due to the spiro junction and substituents in the non-steroid ring is designated by the sequence-rule procedure. Alternative names permitted by IUPAC Rules are illustrated for (122) and (123).



(122)

4'*R*-Methyl-(*R*)-spiro[5 α -androstane-3,2'-(1',3'-oxathiolane)]
or 5 α -androstane-3(*R*)-spiro-2'-(4'*R*-methyl-1',3'-oxathiolane)



(123)

(3*S*)-Spiro[5 α -androstane-3,2'-oxirane]
or (3*S*)-5 α -androstane-3-spiro-2'-oxirane